

**AT20.9 TOP LOADING ANNEALER**  
**TECHNICAL SPECIFICATIONS**

-16.6kW (Please Specify Voltage)

Electrical Configurations Include

- 240VAC 1 phase 70 amps/87 amps
- 208VAC 3phase, 46 amps/56 amps
- 240VAC 3 phase, 40 amps/50 amps
- 480VAC 3 phase, 20 amps/25 amps

-AT20.9 Maximum temperature: 1,000F

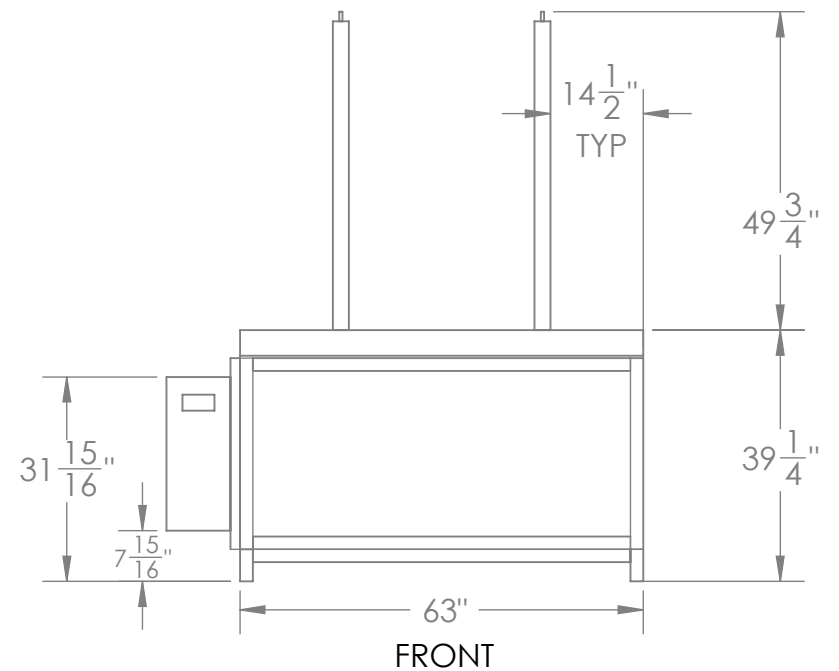
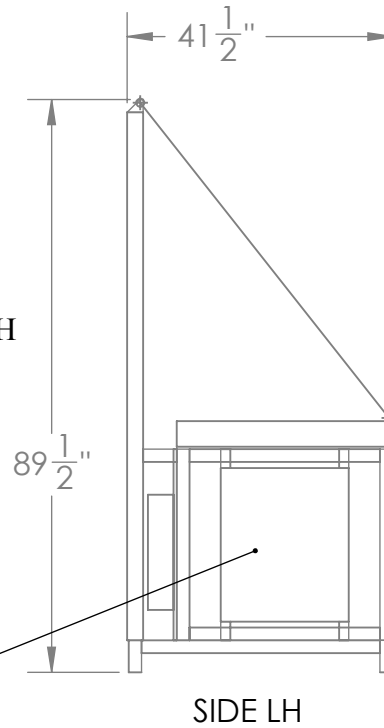
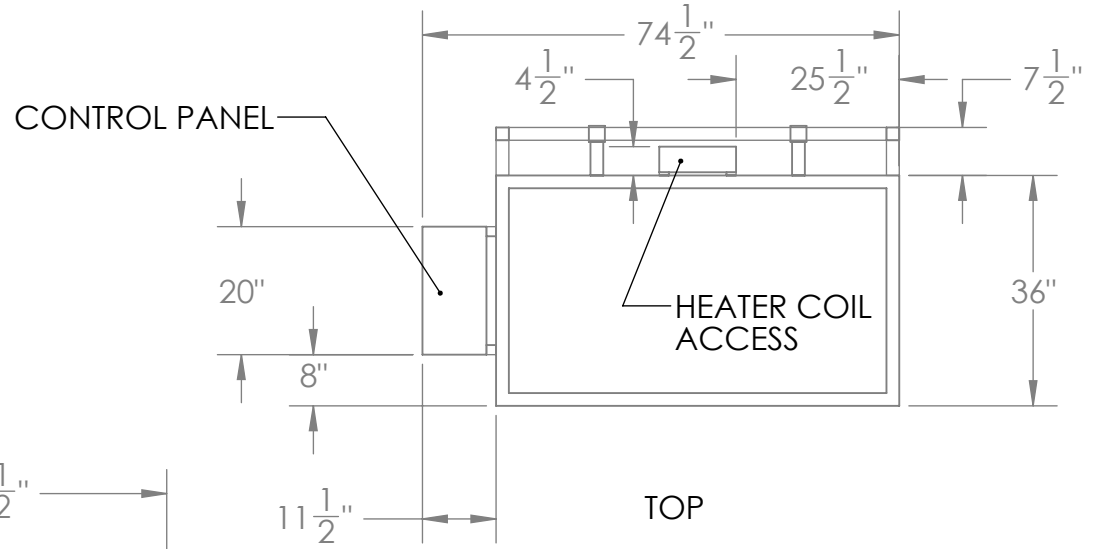
-Weight: 1,100 lbs

-Shipping Weight: 1,300 lbs

-Clearance: Provide 36" clearance to side of control panel, and 36" clearance to rear of oven heater coil access.

-Exceptions: If fused disconnect is within 6 feet of oven and connected with flexible conduit, oven may be moved away from wall for servicing heater coil access.

-Inside Dimensions: 53.5"W x 26.5"D x 25.5"H



<b>A</b>	<b>COPY</b>	SCALE: 1:30	04-22-09	DLB	TOP LOADING ANNEALER AT 20.9
	REV		SHEET 1 OF 1	DATE	
<u>PROPRIETARY STATEMENT</u> THIS DESIGN IS COPYRIGHT PROTECTED. ANY UNAUTHORIZED FABRICATION AND SALE OF THIS PRODUCT OR ITS DESIGN IS STRICTLY PROHIBITED, AND VIOLATORS WILL BE PROSECUTED TO THE FULL EXTENT OF THE LAW.		100-C RUSSELL DR. STAR, N.C. 27356 P.O. BOX 96 Ph. 910-428-4111 Fx. 910-428-4123	<b>WET DOG GLASS</b>		TOLERANCES: FRACTIONS= ± 1/16", .X= ±.1, .XX= ±.03, .XXX= ±.005, ANGLES= ± 1DEG.
<b>DWG AT-20.9 PURCHASE SPECS</b>					